



COLOUR RANGE







A palette that inspires Australians everywhere



COLORBOND® RANGE The colours shown in this guide are as close to the actual colours as the printing process allows and will vary from actual. For greater colour accuracy, B&D recommends using colour samples which are available on request.

					
				<i>Dover White</i>	<i>Classic Cream™</i>
					
<i>Surfmist®</i>	<i>Sandbank®</i>	<i>Paperbark®</i>	<i>Stone®</i>	<i>Dune®</i>	<i>Shale Grey™</i>
					
<i>Evening Haze®</i>	<i>Cove™</i>	<i>Pale Eucalypt®</i>	<i>Wilderness®</i>	<i>Mangrove™</i>	<i>Cottage Green®</i>
					
<i>Woodland Grey®</i>	<i>Gully™</i>	<i>Wallaby™</i>	<i>Jasper®</i>	<i>Terrain®</i>	<i>Headland®</i>
					
<i>Manor Red®</i>	<i>Loft®</i>	<i>Ironstone®</i>	<i>Deep Ocean®</i>	<i>Windspray®</i>	<i>Basalt®</i>
					
<i>Monument®</i>	<i>Night Sky®</i>	<i>Zincalume®</i>	<i>TIMBAGRAIN™ Classic Cedar™</i>	<i>TIMBAGRAIN™ Caoba®</i>	

B&D TIMBER COAT™ RANGE

					
<i>Maple</i>	<i>Cedar</i>	<i>Merbau</i>	<i>Jatoba</i>	<i>Rosewood</i>	<i>Teak</i>

KNOTWOOD™ RANGE

					
<i>Jarrah</i>	<i>Red Gum</i>	<i>Tassie Oak</i>	<i>Australian Cedar</i>	<i>Wenge</i>	<i>Weathered Oak</i>
					
<i>Aspen</i>	<i>Sydney Blue Gum</i>	<i>Black Walnut</i>	<i>Southern Cedar</i>		

AVAILABILITY

B&D Doors has offices servicing all states. For more details on this product or our other ranges, call **13 62 63** or visit **www.bnd.com.au**

International Customers call **+61 2 9722 5555**
fax **+61 2 9771 6385**
or email **bndint@bnd.com.au**

Notes / Information

- * A surcharge applies to these colours.
- ^ Zincalume available for the curtain but is not available for the head infill panel. Head infill panel will need to be ordered as a different colour.
- 1 Enviropanel doors are wet painted to match the COLORBOND® range as indicated.
- 2 Smoothpanel doors are powder coated to match the COLORBOND® range as indicated or any of the standard Dulux powder coated colours.

The colours shown here have been reproduced to represent actual product colours as accurately as possible. However, we recommend checking your chosen colour against an actual sample of the product before purchasing as varying light conditions and limitations of the printing process may affect colour tones.

For greater colour accuracy, B&D recommends using colour samples which are available on request. Please note: B&D Timber Coat™ and Knotwood™ contains natural colour variation consistent with that of real timber.

COLORBOND®, BlueScope and ® colour names are registered trade marks of BlueScope Steel Limited. ™ colour names are trade marks of BlueScope Steel Limited.

	PANELIFT	WINDPANEL	ROLL-A-DOOR SERIES 1 (SQUARELINE DELUXE)	ROLL-A-DOOR SERIES 2 (TRADITIONAL WIDELINE)	ROLL-A-DOOR SERIES 2 (LOW PROFILE)	ROLL-A-DOOR SERIES 3 (SQUARELINE WIDELINE)	FIRMADOOR ROLL UP DOOR SERIES 1	FIRMADOOR MAXI	ROLLMASTA	FLEX-A-DOOR	ROLL-A-DOOR SERIES 2 (TRADITIONAL INDUSTRIAL)	ROLL-A-DOOR SERIES 3 (SQUARELINE INDUSTRIAL)	FIRMADOOR SERIES 2 INDUSTRIAL	ENVIROPANEL ¹	SMOOTHPANEL ²
Dover White®	✓*	-	-	-	-	-	-	-	-	-	-	-	-	-	-
Classic Cream™	✓	✓	✓	✓	✓	✓	✓	✓	✓	✓	✓	✓	✓	✓*	✓
Surfmist®	✓	✓	✓	✓	✓	✓	✓	✓	✓	✓	✓	✓	✓	✓*	✓
Sandbank®	✓*	✓*	✓*	✓*	✓*	✓*	✓*	✓*	✓*	✓*	✓*	✓*	✓*	✓*	✓
Paperbark®	✓	✓	✓	✓	✓	✓	✓	✓	✓	✓	✓	✓	✓	✓*	✓
Stone®	✓*	✓*	✓*	✓*	✓*	✓*	✓*	✓*	✓*	✓*	✓*	✓*	✓*	✓*	✓
Dune®	✓	✓	✓	✓	✓	✓	✓	✓	✓	✓	✓	✓	✓	✓*	✓
Shale Grey™	✓	✓	✓	✓	✓	✓	✓	✓	✓	✓	✓	✓	✓	✓*	✓
Evening Haze®	✓	✓	✓	✓	✓	✓	✓	✓	✓	✓	✓	✓	✓	✓*	✓
Cove™	✓	✓	✓	✓	✓	✓	✓	✓	✓	✓	✓	✓	✓	✓*	✓
Pale Eucalypt®	✓	✓	✓	✓	✓	✓	✓	✓	✓	✓	✓	✓	✓	✓*	✓
Wilderness®	-	-	✓*	✓*	✓*	✓*	✓*	✓*	✓*	✓*	✓*	✓*	✓*	✓*	✓
Mangrove™	✓	✓	✓	✓	✓	✓	✓	✓	✓	✓	✓	✓	✓	✓*	✓
Cottage Green®	✓	✓	✓	✓	✓	✓	✓	✓	✓	✓	✓	✓	✓	✓*	✓
Woodland Grey®	✓	✓	✓	✓	✓	✓	✓	✓	✓	✓	✓	✓	✓	✓*	✓
Gully™	✓	✓	✓	✓	✓	✓	✓	✓	✓	✓	✓	✓	✓	✓*	✓
Wallaby™	✓	✓	✓	✓	✓	✓	✓	✓	✓	✓	✓	✓	✓	✓*	✓
Jasper®	✓	✓	✓	✓	✓	✓	✓	✓	✓	✓	✓	✓	✓	✓*	✓
Terrain®	✓	✓	✓	✓	✓	✓	✓	✓	✓	✓	✓	✓	✓	✓*	✓
Headland®	-	-	✓*	✓*	✓*	✓*	✓*	✓*	✓*	✓*	✓*	✓*	✓*	✓*	✓
Manor Red®	✓	✓	✓	✓	✓	✓	✓	✓	✓	✓	✓	✓	✓	✓*	✓
Loft®	✓*	✓*	✓*	✓*	✓*	✓*	✓*	✓*	✓*	✓*	✓*	✓*	✓*	✓*	✓
Ironstone®	✓	✓	✓	✓	✓	✓	✓	✓	✓	✓	✓	✓	✓	✓*	✓
Deep Ocean®	✓	✓	✓	✓	✓	✓	✓	✓	✓	✓	✓	✓	✓	✓*	✓
Windspray®	✓	✓	✓	✓	✓	✓	✓	✓	✓	✓	✓	✓	✓	✓*	✓
Basalt®	✓	✓	✓	✓	✓	✓	✓	✓	✓	✓	✓	✓	✓	✓*	✓
Monument®	✓	✓	✓	✓	✓	✓	✓	✓	✓	✓	✓	✓	✓	✓*	✓
Night Sky®	✓	✓	✓	✓	✓	✓	✓	✓	✓	✓	✓	✓	✓	-	✓
Zincalume®	-	-	✓	✓	✓	✓	✓	✓	✓	✓ [^]	✓	✓	✓	-	✓
COLORBOND® TIMBAGRAIN™															
Classic Cedar™	✓*	✓*	-	-	-	-	-	-	-	-	-	-	-	-	-
Caoba®	✓*	✓*	-	-	-	-	-	-	-	-	-	-	-	-	-
B&D TIMBER COAT™															
Maple	✓*	✓*	-	-	-	-	-	-	-	-	-	-	-	-	-
Cedar	✓*	✓*	-	-	-	-	-	-	-	-	-	-	-	-	-
Merbau	✓*	✓*	-	-	-	-	-	-	-	-	-	-	-	-	-
Jatoba	✓*	✓*	-	-	-	-	-	-	-	-	-	-	-	-	-
Rosewood	✓*	✓*	-	-	-	-	-	-	-	-	-	-	-	-	-
Teak	✓*	✓*	-	-	-	-	-	-	-	-	-	-	-	-	-
KNOTWOOD™															
Jarrah	✓*	-	-	-	-	-	-	-	-	-	-	-	-	-	-
Red Gum	✓*	-	-	-	-	-	-	-	-	-	-	-	-	-	-
Australian Cedar	✓*	-	-	-	-	-	-	-	-	-	-	-	-	-	-
Wenge	✓*	-	-	-	-	-	-	-	-	-	-	-	-	-	-
Weathered Oak	✓*	-	-	-	-	-	-	-	-	-	-	-	-	-	-
Aspen	✓*	-	-	-	-	-	-	-	-	-	-	-	-	-	-
Sydney Blue Gum	✓*	-	-	-	-	-	-	-	-	-	-	-	-	-	-
Tassie Oak	✓*	-	-	-	-	-	-	-	-	-	-	-	-	-	-
Black Walnut	✓*	-	-	-	-	-	-	-	-	-	-	-	-	-	-
Southern Cedar	✓*	-	-	-	-	-	-	-	-	-	-	-	-	-	-
ENVIROPANEL JAMB SEALS															
White	-	-	-	-	-	-	-	-	-	-	-	-	-	✓	-
Almond	-	-	-	-	-	-	-	-	-	-	-	-	-	✓	-
Sandstone	-	-	-	-	-	-	-	-	-	-	-	-	-	✓	-
Brown	-	-	-	-	-	-	-	-	-	-	-	-	-	✓	-